

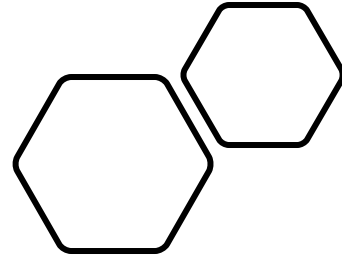
# EQUITY IN BUDGETING

OFFICE OF EQUITY, DIVERSITY & INCLUSION

June 2020



# Equity in Budgeting



**Who has been  
most impacted  
by COVID – 19?**

Business | Health

## Black businesses hit hard by COVID-19 fight to stay afloat

June 1, 2020 at 8:34 am | Updated June 2, 2020 at 11:05 am



## COVID-19 death tolls reach double digits in some South King County cities

The average COVID-19 infected person may be likely to infect just one or fewer additional persons with COVID-19, down from an average of 2.7 persons in late February, study says.

## Unemployment in King County hits communities of color hardest

Jobless rate hits 40% in some immigrant neighborhoods near Sea-Tac.

by David Kroman / May 29, 2020



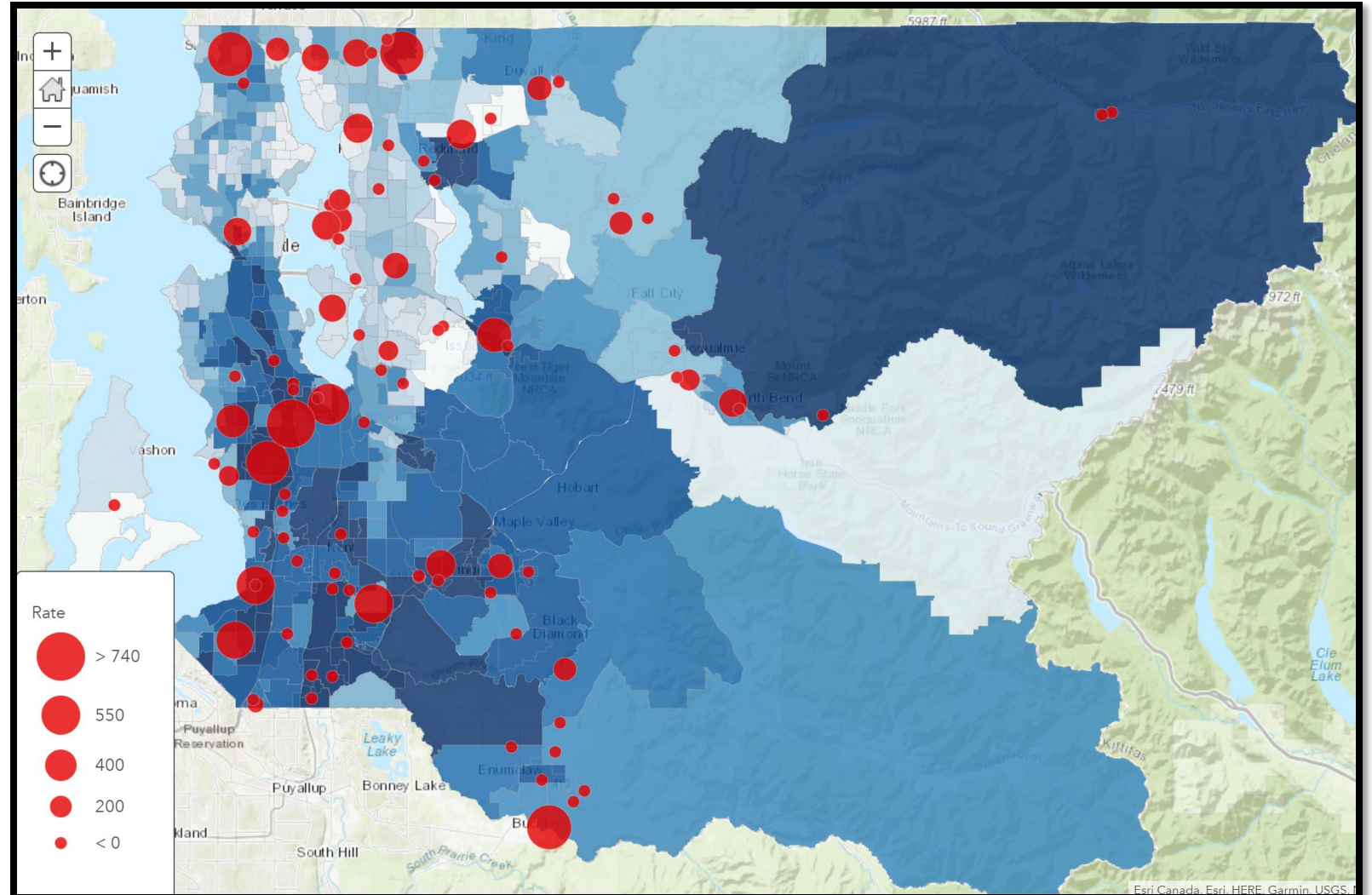
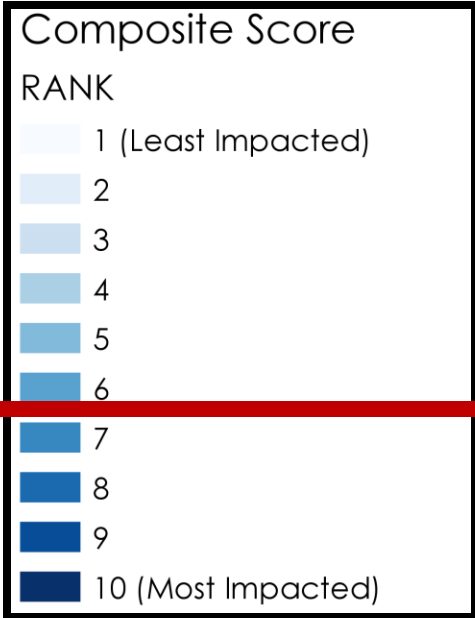
Business | Economy | Nation & World

## U.S. unemployment rate soars to 14.7%, worst since Depression era

May 8, 2020 at 5:38 am | Updated May 8, 2020 at 2:26 pm



# Equity Map (COVID – 19 Rate)



- ❖ Economic Stress
- ❖ Environmental Stress
- ❖ Health Stress

## Vulnerable Communities

# COVID – 19 King County

## Total unemployment claims by ZIP code



Unemployment claims in King County were 14 times greater in March and April than claims filed January and February.



Nearly 1 in 5 (18%) of the King County workforce filed unemployment claims between March 1 and April 25.

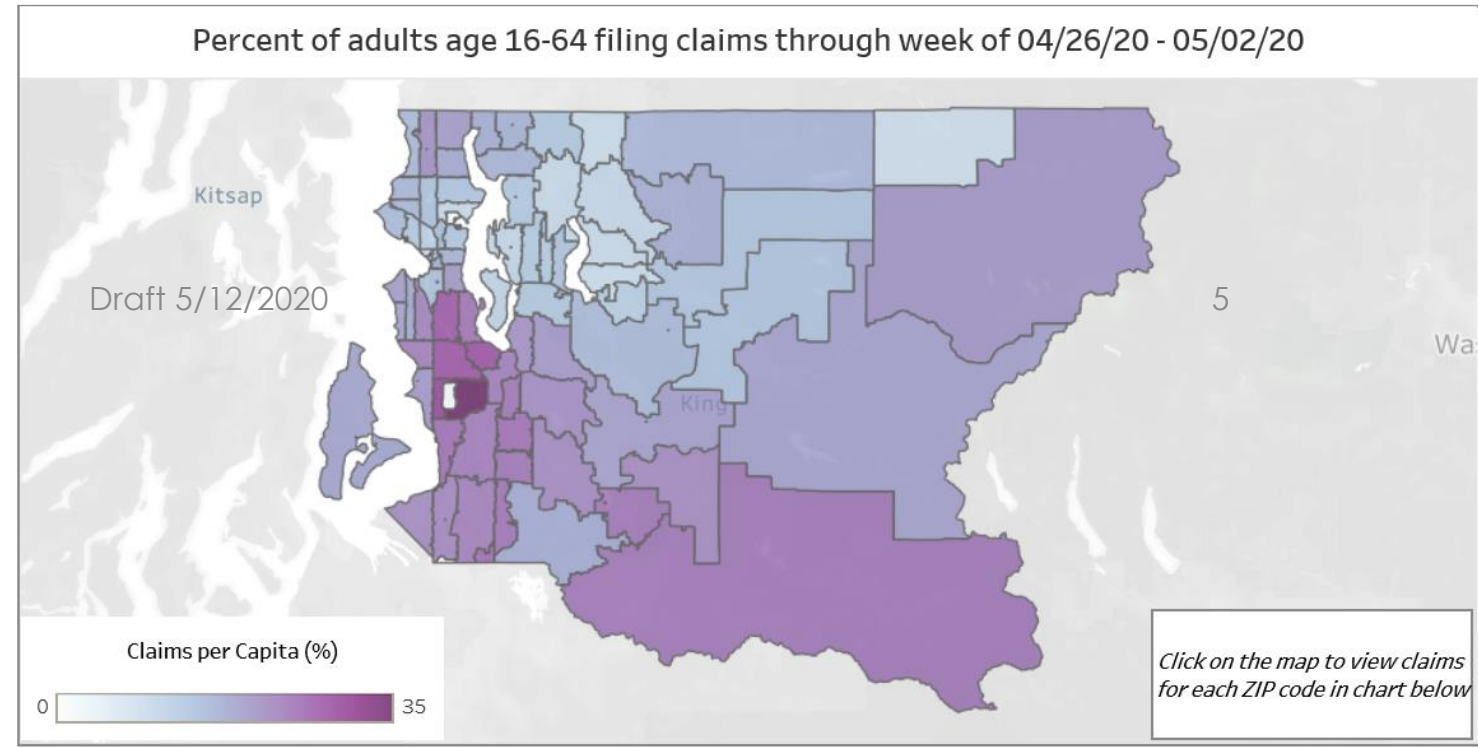


Workers with a high school or equivalent education and age 18-34 years filed the highest number of claims per capita.

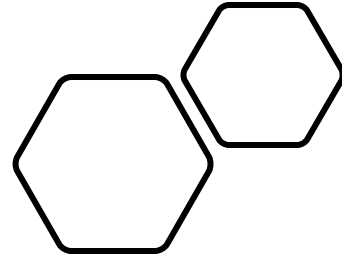


Native Hawaiian/Pacific Islander, Black/African American and American Indian/Alaska Native workers filed more claims per capita than did other workers.

South Seattle and South King County workers filed the highest number of claims per capita.




# Equity vs Equality



# Two Communities


# During COVID-19

## Most Impacted



- ❖ Economic Stress
- ❖ Environmental Stress
- ❖ Health Stress

- ❖ Job Loss
- ❖ Mental Strain
- ❖ COVID - 19




## Least Impacted

- ❖ Solid Economy
- ❖ Quality Environment
- ❖ No Underlining Aliments

# Equality

## During COVID-19

Most Impacted



- ❖ Economic Recovery
- ❖ Lower Pollution Burden
- ❖ Health Care



Least Impacted



# Equity

## During COVID-19

### Prioritizing the Most Impacted Communities

Most Impacted




- ❖ Economic Recovery
- ❖ Lower Pollution Burden
- ❖ Health Care



Least Impacted

# Equity in Budgeting

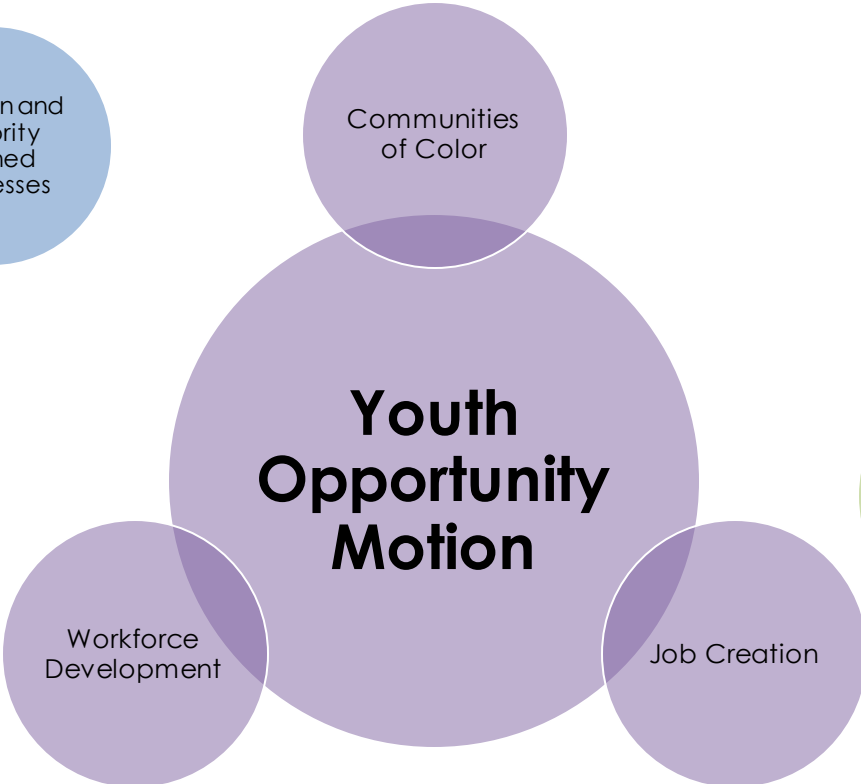
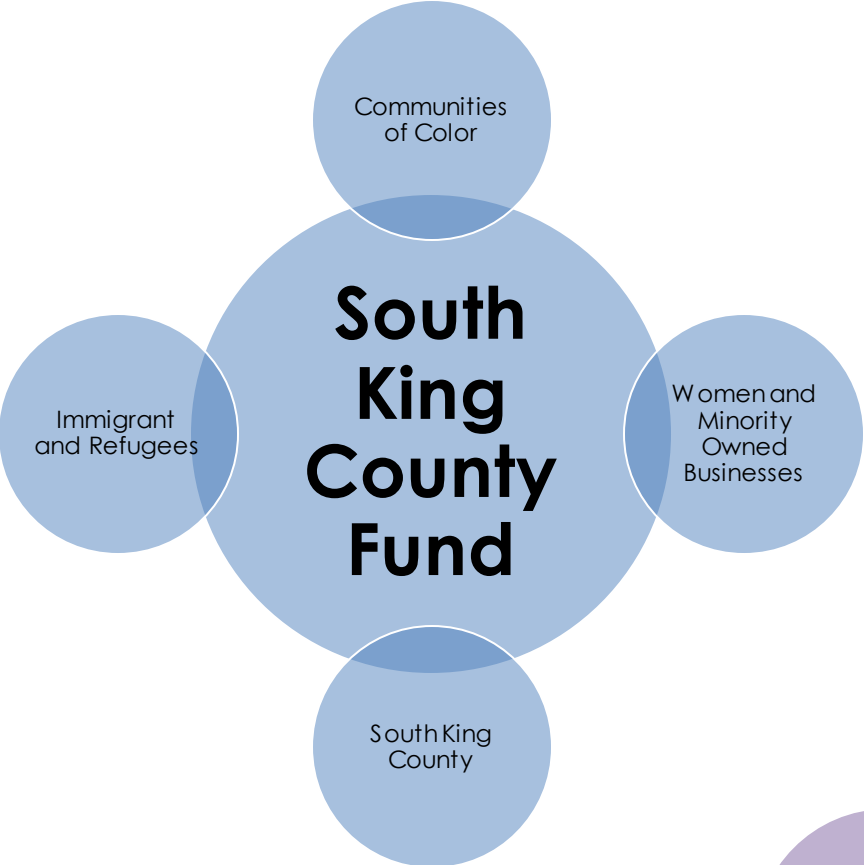


**Community Program  
Reductions**

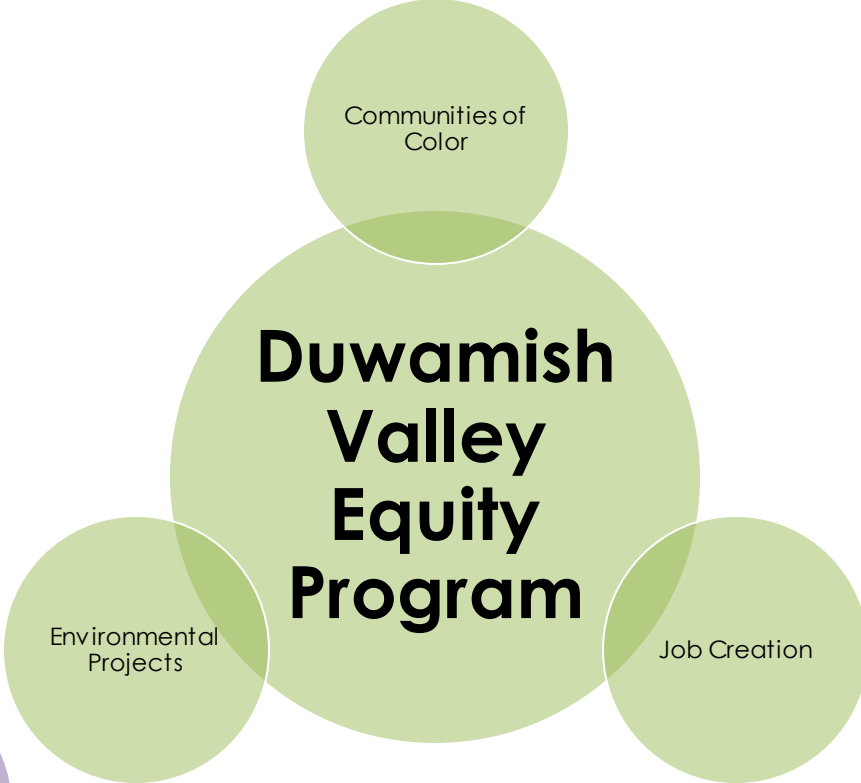
# 2020 Community Programs

<b>Program (in \$000)</b>	<b>2019 Budget</b>	<b>2019 Actual</b>	<b>2020 Budget</b>	<b>2020 Cost Reduction</b>	<b>Core Program Reduction</b>	<b>2020 Revised Budget</b>	<b>2020 YTD Spending</b>
1) Airport Community Ecology (ACE) Fund	500	260	522	-	-	522	47
2) Duwamish Valley Community Equity Program	-	-	292	-	-	292	27
3) South King County (SKC) Fund	750	-	1,500	-	-	1,500	-
4) EDD Partnership Grants	960	763	960	-	-	960	120
5) City of SeaTac Community Relief	1,400	1,400	1,400	-	-	1,400	1,400
6) Airport Spotlight Ad Program	354	934	1,148	-	-	1,148	287
7) Energy & Sustainability (E&S) Fund	250	283	250	100	-	150	-
8) Maritime Innovation Center	-	-	150	-	-	150	5
9) Tourism Program	1,521	1,338	1,536	194	-	1,342	256
10) Workforce Development	2,920	1,771	3,119	216	150	2,903	608
11) Diversity in Contracting (formerly Small Business)	1,197	883	1,520	188	97	1,331	346
12) High School Internship Program	634	629	775	26	-	749	132
13) Equity, Diversity & Inclusion	648	565	1,346	420	35	925	280
14) Sustainable Aviation Fuels & Air Emissions Program	375	-	40	-	-	40	-
15) Low Carbon Fuel Standard Support	-	-	150	45	-	105	54
<b>TOTAL</b>	<b>11,508</b>	<b>8,826</b>	<b>14,708</b>	<b>1,190</b>	<b>282</b>	<b>13,519</b>	<b>3,562</b>

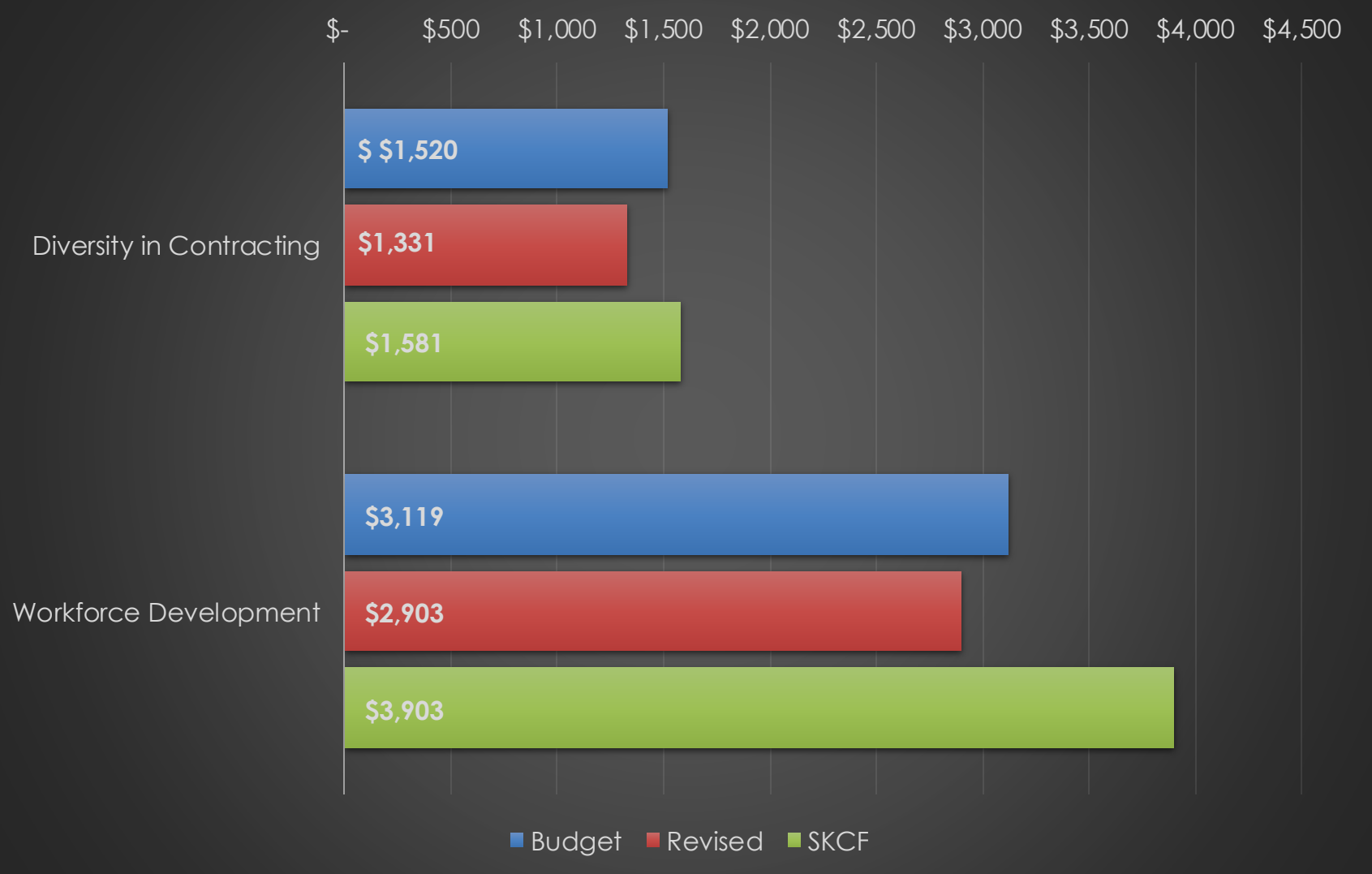
# Community Program Investments



# Equity in Budgeting



# Community Programs



## 2020 BUDGET

Before COVID – 19 this was the original budget

## REVISED

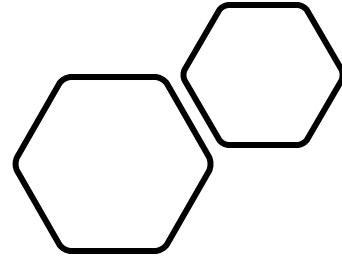
After COVI-19 proposed reductions to the 2020 budget

## RECOVERY

- Contributions from Recovery Motions
- Diversity in Contract = \$250k
    - **South King County Fund (\$250k)**
  - Workforce Development = \$1 million
    - **Youth Opportunity Motion (UNK)**

Yes there  
are  
reductions

**But**



We are  
investing  
and  
prioritizing  
the most  
impacted  
communities